

2023 ADA COUNTY POINT-IN-TIME COUNT

687

Total persons counted.

The Point-in-Time count is an annual count taken on a single night each year to assist in analyzing homelessness trends in Idaho. This year's count is based on data from January 25, 2023



UNSHelterED

115

Vehicle: **46**
Outside: **55**

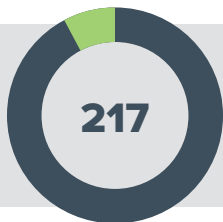


SHELTERED

572

Emergency Shelter: **469**
Transitional Housing: **103**

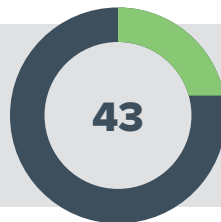
DEMOGRAPHIC



AGE 55 OR OLDER

217

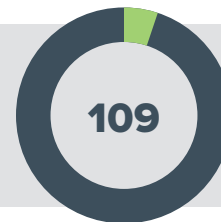
Unsheltered: **24**
Sheltered: **193**



YOUTH

43

Unsheltered: **11**
Sheltered: **32**



VETERANS

109

Unsheltered: **7**
Sheltered: **102**

RACE

21 (3%)

American Indian, Alaska Native, or Indigenous

5 (<1%)

Asian or Asian American

29 (4%)

Black, African or African American

4 (<1%)

Native Hawaiian or Pacific Islander

607 (88%)

White

21 (3%)

Multiple Races

ETHNICITY



Non-Hispanic/Latinx: **616** (90%)
Hispanic/Latinx: **71** (10%)

GENDER



Male: **489** (71%)
Female: **192** (28%)
Transgender: **3** (<1%)
Non-binary: **3** (<1%)

HOUSEHOLD



Single Adults: **557** (81%)
Families with children: **84** (12%)
Unaccompanied Youth: **43** (6%)

OTHER

115 (17%)

Serious Mental Illness

54 (8%)

Substance Use Disorder

3 (<1%)

HIV/AIDS

52 (8%)

Survivors of Domestic Violence

194 (28%)

Chronic Homelessness