

2025 ADA COUNTY POINT-IN-TIME COUNT

772

Total persons counted.

The Point-in-Time count is an annual count taken on a single night each year to assist in analyzing homelessness trends in Idaho. This year's count is based on data from January 29, 2025.



UNSHeltered

126

Vehicle: **54**
Non-Housing: **72**

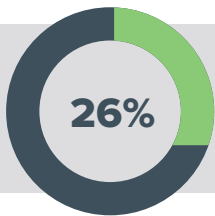


SHELTERed

646

Emergency Shelter: **543**
Transitional Housing: **103**

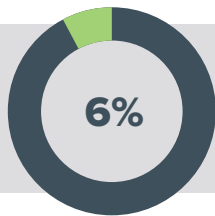
DEMOGRAPHIC



CHRONIC HOMELESSNESS

26%

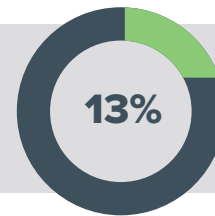
Unsheltered: **75**
Sheltered: **124**



YOUTH

6%

Unsheltered: **9**
Sheltered: **38**



VETERANS

13%

Unsheltered: **16**
Sheltered: **88**

RACE

37 (5%)

American Indian, Alaska Native, or Indigenous

41 (6%)

Black, African or African American

573 (80%)

White

66 (9%)

Multiple Races

ETHNICITY



Non-Hispanic/Latinx: **86%**
Hispanic/Latinx: **14%**

HOUSEHOLD TYPE



Single Adults: **671** (83%)
Families with children: **98** (17%)

AGE



Children: **61**
Youth: **53**
Adults: **658**

OTHER

136

Serious Mental Illness

71

Substance Use Disorder

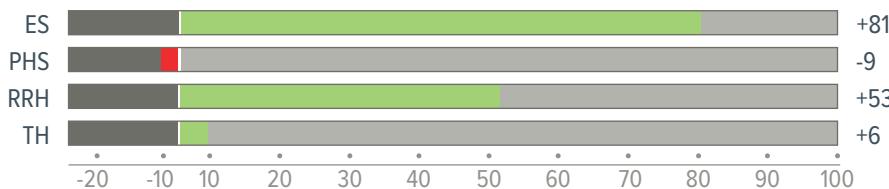
2

HIV/AIDS

78

Survivors of Domestic Violence

CHANGE IN BED INVENTORY 2024 - 2025



ES = Emergency Shelter | PHS = Permanent Supportive Housing | RRH = Rapid Rehousing | TH = Transitional Housing

[POINT-IN-TIME COUNT](#)

[HOUSING INVENTORY CHART](#)

[TRENDS OVER TIME](#)